



Produced by Enthusiasts
for Enthusiasts

TRAIN TALK

April 2024 Volume 35 No 10 Issue 394
A 100% NMRA Affiliated Club



2



A 100% NMRA Affiliated Club

'Train Talk' Volume 35 No 10 (issue 394)
April 2024
ABN 32 998 681 418

Email; secretarytmrc@gmail.com
Facebook; Toowoomba Model Railway Club
Phone: 07 4638 0397

Disclaimer: The opinions expressed in 'Train Talk' are not necessarily the opinions of the TMRC Inc. or it's members.

PLEASE NOTE: Any personal items left and/or used at the club premises or events attended and/or organised by the club are the responsibility of the owner of said items.
The TMRC Inc. takes no responsibility for any loss or damage thereof. MOTION:04/02/03.

Toowoomba Model Railway Club Inc.
All correspondence mailed to:
TMRC Inc.
PO Box 883
Toowoomba Qld 4350

Please note; schedules for club activities are notified in Train Talk - RAILWAY TIMETABLE - Page 38, and via email, if you have an email address and are not on our member's email list, please advise ASAP so you can receive up to date news.
Send to email; secretarytmrc@gmail.com
Phone: 07 4638 0397

MEMBERSHIP FEES

Ordinary @ \$110.00*
For Twelve Months

**(*Includes basic NMRA membership
\$40.00 for Public Liability Insurance)**

President David Lewis
Vice President Grant Hirning
Secretary Ted Freeman
Treasurer Jeff Fritz
Committee David Cook
Lionel Kearney
Gary Sardoni

TABLE OF CONTENTS

4. President's Report (David Lewis)	32. Bangladesh 1/1/2018 (Neil Parker)
5. Teditorial (Teditor)	33. Bluey (Teditor)
6. On The Footplate	34. Bonus Railmishaps (Sydney Morning Herald)
7. UK Holiday-Llangollen Ry (Gary Sardoni)	35. Letters to the Teditor
14. Aaron Durkin Award (Chris Lewis Photo)	38. Railway Timetable
15. NSW Suburban Trains (Arthur Hayes)	40. Flying Scotsman - Poster (www)
16. AV A LAFF!	
17. Bridge Upgrades (Arthur Hayes)	
20. Railway Pics (As Credited)	
22. DJH O Scale NSWGR C36 (Jurgen Engel)	
23. Brisbane Model Train Show (AMRA)	
24. Modellers Corner (Phil Hadley)	
25. All Gauge MRC Sale Days	
26. Rail Mishaps (www)	
27. Full Frontal CRL B75 (www)	
29. Byers Junction (Teditor)	
30. OOPS! (Www)	
31. Union Pacific MRC Open Days	

ADVERTISER INDEX:

3	Wuiske Promotions
5	4AK/4WK Toowoomba
6	Jenny Noble Marriage Celebrant
6	Jurgen Engel
36	Buckambool Model Trains
37	Tow It All
37	Growth Designh
37	Ted's Decals
39.	QLD's Narrower Gauges

COVER: 2109D in Bronco colours heads up a local passenger train on the club's Garden City Central HOn3½ Layout based on Toowoomba's Magnificent Historic Station. Apparently 2109 never existed in Bronco colours on the real locomotive.

April 2024

WUISKE MODELS

3

Wuiske Models is proud to announce the release of two new wagon load packs to compliment YOUR Open Wagons.

These two packs are Australian Standard 44 Gallon drums and are designed to suit



loads for Open Wagons and trucks from the 1940s through until today.

The first pack is Loaded Drums,

transported upright and the second pack is Empty Drums, transported laying down (this is to limit the load shifting).



These packs, are made locally here on Queensland's Darling Downs and come in packs of two. **\$15.00 a Pack of Two.**

Lots more on our Web Page; www.wuiskemodels.com

Queensland Railways

Ready To Run Models, DCC, Decals, Wuiske Models

**Bogies, Accessories, Kits, Detail
Parts, Scenery, DVDs.**

**Locomotives and rolling stock in
12mm and 16.5mm gauges**

PO Box 131

Jandowae, Qld, 4410

Web: www.wuiskemodels.com

April 2024

4 President's Report April 2024

Dave Lewis

What a great month it has been.

First up on April 13th we had a presentation at the club, Arthur Hayes from the NMRA presented Aaron Durkin with a Certificate of Recognition for his modelling efforts and the time and effort that he puts into his layouts. This is the first time this Certificate has been awarded to anyone in Australia. Well done and congratulations Aaron.



The club open days during the Toowoomba Show went extremely well with a steady influx of visitors on all three days. Friday being a public holiday was by far the busiest day closely followed by Saturday, heavy rain from 12PM probably reduced the numbers as people started to head home. The Sales Table did steady business on all three days.

A big thank-you to all members that helped with the setting up, running trains and assisting visitors.

Library has now been moved to the back of the club next to the large storage racks.

As part of this project, I am now looking for a pre-loved lounge chair(s) for the area to encourage members to sit and read some of our great books. Thank you to all who helped with the library move.

Looking forward to seeing you next time at the club.


Best regards

Dave.

April 2024



TEDITORIAL



The amount of RailMishaps I receive is astounding, I have even thought of producing a booklet on just such events but don't know the legalities, even the Sydney Morning Herald one might be pushing my luck but I would like to think they would like to get the message about Railway Crossing incidents across, I have credited them with the story as they justly deserve.

Don't forget the Letters to the Teditor Decal Credit Prize, even just a simple "Enjoyed the latest Train Talk" will get you in the draw, \$5.00 credit on decals I make for any non TMRC Inc. Member, \$10.00 credit if you are a Club member, this months winner is Peter Martin from Brisbane, Peter is in N Scale so has broken the O Gauge stronghold. One thing I will ask is that if you are a winner and wish to obtain decals please remind me that I owe you, my record keeping is not a strong point.

There has been some incredible happenings at the club recently with the relocation of the Library being probably the most significant, the amount of work put in by Dave Lewis (our Librarian) and his wife Chris is incredible, four sheets of 3mm Plywood 8ft x 4ft (in the old language) and untold screws and nuts has been a leviathan effort that should be rewarded by members using the Library to advantage. Dave is making every effort to turn the Library into a sedentary place to sit and read by sourcing a lounge and or chairs and a coffee table, how nice would that be.

The recent Toowoomba Heritage Royal Show Open Days were incredible and show just how interested the general public is in our great hobby. A lot of pressure was put on just a few members to prepare and present the event but the financial reward was significant considering the minimal cost involved to stage the event.

Something that not a lot realise is the support we receive in the way of donations and grants, the sheets of ply for the Library came to us courtesy of Bunnings West Toowoomba, our supporting host "Polly" can't do enough for the club, the Ryobi Battery Mower was a very inexpensive item thanks to Polly.

We recently succeeded in obtaining a Grant from Toowoomba Regional Council with the first obvious result the A Frames advertising our Royal Show opening along with advertising capital for our June Open Weekend.

We need to obtain a way to distribute some 20,000 Flyers for June, is there anyone can help with advice and/or how do you get distribution done by Australia Post.



Tune in for the best of sounds for everyone's likes 4AK and 4WK - Your stations!
April 2024



ON THE FOOTPLATE

Member participation is an important part of the clubs success, become involved and reap the benefits.

There are many projects underway to suit any interests.

Club Shirts: If you wish to obtain a club shirt of the Chambray type, purchase direct from Totally Workwear Toowoomba, 1/37 Prescott St.

There is a policy at the TMRC Inc. You **"MUST HAVE FUN"**, say g'day to everyone and invite them to 'get involved', we are all in this hobby for the same reason - "To have fun"

Model Railroading 'IS' The World's Greatest Hobby.

The production of Train Talk and Construction of the Showgrounds Museum & Display Centre has been made possible through the generosity of the



American Celebrant
Marriage Celebrant
Jenny Noble
Authorised & Qualified
Ph: 0428 273 165
Helping to make your day special!!



Jurgen Engel

**[Http://www.jurgenengel.com](http://www.jurgenengel.com)
jurgenengel@y7mail.com**

P.O Box 262, Nambucca Heads, NSW, 2448.

11 bucks flat rate post on all orders Australia wide...

April 2024



MODEL TRAINS

JUNE OPEN WEEKEND

**Toowoomba Model Railway Clubhouse
(Glenvale Station)**

**Toowoomba Showgrounds
Glenvale Road, Toowoomba**

**Saturday 8th June 9am-5pm
Sunday 9th June 9am-4pm**

Come along and enjoy operating
Model Railway layouts in various scales
Z, N, HO, OO, HOn3.5 and On30

Several Different Prototypes

Model Railway Museum, Children's 'U' Drive

Pre-loved trains and accessories for sale

Train videos screening and FREE Magazines

\$5.00 Adult Admission

School age Children accompanied by paying adult Free

Proudly supported by



April 2024

8 UK HOLIDAY: LLANGOLLEN RAILWAY

by Gary Sardoni

The Settle and Carlisle railway (visit described in a previous article) was the most northerly railway that was visited during my 2023 UK trip. From there I travelled south and then east into North Wales to the pretty town of Llangollen, which is the headquarters of the Llangollen heritage railway.



This was originally a Great Western Railway cross-country line, which Dr. Beeching earmarked for closure in the early 1960s. The line closed in 1965 and the entire track was removed. To the credit of the enthusiastic and hard working volunteers, the railway reopened as a short heritage line in 1975 and gradually extended westwards, with its present terminus at Corwen, 16km from Llangollen. The line runs more-or-less parallel to the picturesque River Dee, which runs from west to east through Llangollen and beyond, and then swings north to enter the sea back in England near Chester.

As the accompanying pictures will show, Llangollen station itself is right beside the river and the elevated pedestrian walkway from the main platform to the second platform actually overhangs the river itself.

April 2024

Continued on page 9



2 Llangollen Station from road bridge



3 Llangollen Station main platform

10 *Continued from page 9*

The setting is very appealing to the eye. At the time of my visit (early September), trains were running every day, with a 4 car 1960s vintage diesel multiple unit (DMU) operating on weekdays and a 1940s vintage J94 class steam engine hauling a train of 5 or 6 passenger carriages on weekends. I visited the railway on a couple of weekdays and took photos of the DMU in action and then travelled behind the steam train on a Saturday, as steam locos interest me more than diesels. However it is true to say that a rail trip from the front of a DMU gives the viewer an excellent vista of the scenery and the railway itself. I noticed that the DMU was well patronised, but with some empty seats, however on the weekend steam train all seats were taken.



In exploring the area around Llangollen, I also walked along the Llangollen Canal to Berwyn, the next station along the line from Llangollen. While not a railway, the Llangollen Canal is very interesting in its own right. The canal itself starts at the Horseshoe Falls on the River Dee near Berwyn and heads eastwards. Approximately 10km along the canal to the east of Llangollen, it crosses the River Dee via the Pontcysyllte aqueduct, which has 18 masonry arches and a cast iron trough carrying the canal across the river, 38 metres below. (Do not ask me how to pronounce the name!) The canal and related structures (falls, aqueduct etc) were opened for traffic in 1805 and were World Heritage Listed in 2009.

The aqueduct is an amazing structure to see and explore (it has a walkway as well as the canal), although I must admit that I felt slightly queasy looking down to the river below as I walked across.

While the advent of the railways made the canals obsolete, they still carried traffic on and off up to the present day. When visiting Llangollen to experience the heritage railway, it's hard to ignore the attraction of the World Heritage Listed Llangollen Canal as well.



Cheers,
Gary

12 Continued from page 11




7 Horseshoe Falls

9 Canal Boat Crossing Aqueduct



April 2024

Continued on page 13



8 Pontcysyllte Aqueduct Arches

10 Canoes Crossing Aqueduct



As stated in the President's report, Aaron Durkin received a Certificate recognising him for his modelling prowess in the manner of how he constantly builds and displays a new layout for pretty well every club Open House.

These things don't just happen without someone recognising the effort and bringing it to the attention of the powers to be.



In this case Charles Clarke saw the value in Aaron's efforts and submitted photos to the NMRA for consideration, many thanks to Charles for recognising Aaron's layout building and club involvement..

Aaron with his very patient and understanding mother Jill



April 2024

NSW Suburban Trains ¹⁹

From Dave Murchie via Arthur Hayes

Steam loco 5088 pulls into Dorrigo railway station, NSW – circa 1965



The Gold Coast MotoRail passenger service not long departed Sydney Central railway station on her journey north – circa 1980



April 2024

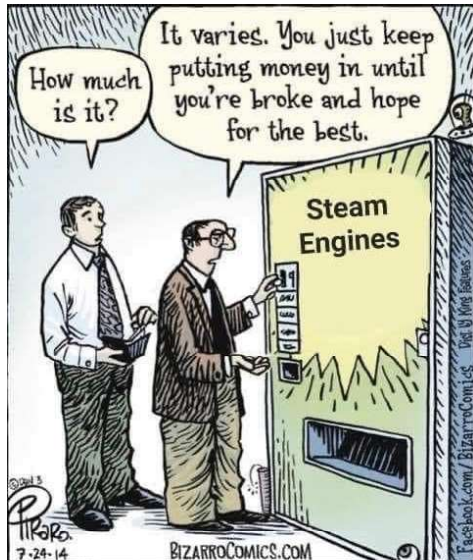
Continued on page 16



NSWGR loco 3813 and QGR loco PB15 732 in a parallel run through Brisbane suburbs (passing through Rocklea railway station) back in 1973



AV A LAFF!



April 2024

Bridge Upgrades ¹⁷

Arthur Hayes

Like most things over time things change, likewise our railways. At first trains were steam hauled, then diesel. Wooden wagons were replaced with steel. Structures also changed over time.

During the mid 1990's, QR upgraded a number of lines from "B" class (10t, some were 12.2t axle load) to "A" class (15.75t). "B" class lines were restricted to 63t locomotives (1700/1720 class DEL), many were in need of overhaul. The upgrade allowed a wider use of the 93 t locomotives.



Upgrading of the lines include strengthening the bridges.

1701 crosses Angellala Creek at Angellala (Morven – Charleville) in the mid 1980's. At the time the line was "B" class with an axle load of 12.2t.



To allow 93 t DEL's to cross over Angellala Creek, a new sub frame was constructed under the iron section of the bridge.



The timber trestle section of the bridge didn't require much work.



18 *Continued from page 17*

When looking at some of the trestle bridges on the Longreach to Winton section, some additional timbers were required.

The Darr River overflow highlights extra piers and supports were used.



My last visit to the bridge in August 2020 I found the bridge had been upgraded.

New bridges and other work done on bridges on the line, has not done much in increasing train's speeds. Hardly, competition for road transport with a highway speed of 110 Km/h.



Timber bridges on older "A" class lines have much more to them.

April 2024

Continued on page 19

Continued from page 18

Cooranga Creek Warra.



For us modellers, bridges over flood plains we have endless choice, some have simple structures.

Spirit of the Outback,
671.271 KM near
Longreach. August
2020. "A" class line



Awesome bridge
scene on Bob
Harding's Layout
"Mosquito
Creek"

April 2024



²⁰ RAILWAY PICS

All photos Western Australia

A1202 (previously A1511) on 5924 loaded Alcoa caustic tankers at Bengar on 18 January 2007. Photo: Jim Bisdee.



GI111/ FL220/ C508 are seen on 6351 Watco freight passing Kewdale on 6 February 2024. Photo: Phil Melling.



April 2024

Continued on page 21



W903/ W908 are heading to Dwellingup on a Hotham Valley train at Alumina Junction on 10 July 1988. Photo: Phil Melling.

W903/ W908 are seen climbing towards Dwellingup on a Hotham Valley train near the second road crossing on 10 July 1988. Photo: Phil Melling.



April 2024

22 DJH O Scale NSWGR C36..



Jurgen Engel

I always start assembly of a steam loco with the tender, excluding tank locos...

I always do a part inventory count on a kit. Some kits are now well out of production and a part missing isn't always easily replaced. I'd rather find out now...

Tender.

The first thing to be done is to add a strip of square brass tube right up under the side tops for the tender deck to sit on. The kit has this area butt



joined, I have done a couple with just the edge butt joint, not my preference, I now

always add a brass strip in this area. Anything on hand will do. Let's call it 40 thou or maybe 16th angle if I have at hand.

Always triple check your work area is smooth without any surface interference, a little bit of hard scrap or solder can easily push into a brass surface when applying pressure during soldering and either add an impossible to remove dimple or add a curve into your part which you never see until after you have finished that operation, you're

on your own after that...
I keep brass as clean as I can manage as I build. I wash flux at every soldering step and use a sanding sponge to clean brass. I stopped using steel wool Years ago, it's amazing where the fine wool shards can end up, including DCC decoders... I always handle brass as much as possible with gloves on.



I'll fold the sides and add a few bits next, catchya next time.

April 2024



THE 46TH ANNUAL:

BRISBANE MODEL TRAIN SHOW

4th and 5th May 2024

EXHIBITION BUILDING

BRISBANE SHOW GROUNDS

CORNER GREGORY TERRACE AND COSTIN STREET BOWEN HILLS

ADULTS: \$18

CONCESSION: \$12

CHILDREN UNDER 16: FREE*

TICKETS ONLY AVAILABLE AT THE DOOR

CHILDREN UNDER 16 FREE WITH PAYING ADULT
ALL COMPANION CARDS ACCEPTED



PRESENTED BY:
THE AUSTRALIAN
MODEL RAILWAY
ASSOCIATION
QUEENSLAND INC.



FIND US ON SOCIAL MEDIA

April 2024

24 MODELLERS CORNER

HON3½ Tank Cars built from new PGC Models Kits by Phil Hadley, when you are the manufacturer of a model you have to also be a modeller and show that the kits can be built.



Phil built these examples to show the quality of detail and the fact that they can be built, the kits are scheduled for release at the AMRA May Model Train Show.

Above GOLDEN FLEECE Single Dome OP2 and MOBIL Triple Dome OV31.



What a striking model PLUME Single Dome OV30 is, I am going to boast and admit that I have provided the decals (Teditor)

April 2024



TWO BIG MODEL TRAIN SALES in 2024

Sunday July 28th.

Sunday November 24th.

*55+ Tables at both Sales, under cover and FULL
of Trains, Paraphernalia, Hobbyists needs.*



Queensland Rifle Association Restaurant 1485 Old Cleveland Road,
Belmont, Brisbane. Spacious, Airy, Bright.
Lots of free parking including at the rear of Sale area.

Entry to our TableSales are FREE.

They're open to the public at 9am and finish around 1pm.

*Brekkie? See the Red Coffee Van's menu ...
and the Club's Sausage Sizzle inside the Table Sale.*

Phone (0406 346 266) for a Sale table (\$25) and information.

Standby for **2025**: Next year's (July 27, November 30) Sales Sites are reserved.

April 2024

26 Rail Mishaps

www


Thursday, April 11, 2024

SYDNEY (TMX) - An escaped horse was captured on security video waiting for the train at a railway station in Sydney, Australia, last week.

Transport for New South Wales posted a humorous missing person's alert on social media Wednesday, describing the individual as "last seen heading to Warwick Farm Railway Station after escaping the heavy rain. He was reported to be wearing only a rug and demonstrating a bit of horseplay."

Photos show the horse walking along the railway platform amid a storm on Friday and standing patiently as a train pulled in, as if waiting to board.

"After a CCTV review the individual was located on the platform at Warwick Farm Railway Station," Transport for NSW wrote in an update.



"He appeared to pursue an informant along the platform before unsuccessfully attempting to board a train service. The individual then moved to the carpark area where he was taken in by his owner and he was returned to his residence in a stable condition," the agency said. "No one involved in the incident is intending to take any further action as the individual was only horsing around."



April 2024

FULL FRONTAL ²⁷



April 2024

Continued on page 28

28 *Continued from page 27*

On 28 June 2014, B75 returned to operational service after being given an overhaul by Southern Short-haul Railroad. It is currently one of the four locomotives that serve Consolidated Rail Leasing.



Power type	Diesel-electric
Builder	Clyde Engineering, Granville
Model	EMD M12
Build date	1952-1953
Total produced	26
Rebuilder	Clyde Engineering, Rosewater
Co-Co	
Gauge	1,435 mm (4 ft 8+1/2 in) standard gauge, 1,600 mm (5 ft 3 in)
Length	18.70 m (61 ft 4 in)
Loco weight	114 t (112 long tons; 126 short tons)
Fuel type	Diesel
Prime mover	EMD 16-567BC - (B75: 16-645E)
RPM range	950 rpm (max)
Engine type	V16 diesel engine
Aspiration	Uniflow scavenging via Roots blower
Displacement	9,072 in ³ (148.66 L) total
Generator	EMD D12
Traction motors	EMD D27
Cylinders	16
Cylinder size	567 in ³ (9.29 L) per cylinder - (B75: 645 in ³ (10.57 L))
Transmission	Diesel-electric
Loco brake	A7EL – Dynamic Brake
Train brakes	A7EL
Maximum speed	133 km/h (83 mph)
Power output	1,120 kW (1,500 hp)
Tractive effort	Starting: 267 kN (60,000 lbf)
Continuous:	178 kN (40,000 lbf) at 18 km/h (11.2 mph)
Operators	Victorian Rys (V/Line), West Coast Ry, CFCLA, SSR, CRL
Number in class	26
Numbers	B60-B85
First run	14 July 1952
Preserved	B72, B74, B83, B75, B61, B80, B76



April 2024

BYERS JUNCTION RAILROAD

29

Ted Freeman

When the club purchased a fleet of N & HO Locos we also obtained three NCE CAB 06 controllers, these have a rotary knob control only and are not what I call as user friendly as the NCE Hammer Head controllers we are more used to. They do give good control and have up to six recalls available but require a new learning curve.




I recently came across a method for installing track feeds/jumpers that works surprisingly well, I will put together an article shortly but the basics of the method




are to drill a .7mm hole in the side of the rail, poke single strand telephone wire through and solder it on the outside (I like to use Flux), the solder will leach into the drilled hole and hold the wire securely, you can then drill a hole in the baseboard and run the wire through, it will never break free and if done carefully is pretty well invisible,.

In the situation shown it has been used to create a jumper connection between two sections of track.



Recently we installed small Servo motors to drive the turnouts leading into the Suburban station area in Byer City, this direction was taken due to the lack of room under the track for Tortoise machines. Small single Servo controllers were

obtained and a distribution board made up and mounted under the layout, a 240v transformer with five USB outlets feeds the controllers and will be operated by remote push buttons, at the moment temporary connection can be made to throw a turnout.



April 2024

30

OOPS!

www



ABOVE: Where an aeroplane should be.

BELOW: Where an aeroplane shouldn't be.



April 2024





UNION PACIFIC MODEL RAIL CLUB

OPEN DAYS 2024

**Come and see model trains
running on our large layout!**

Sunday: 9am to 2pm

**9 June
8 September**

**At our clubroom at rear of the
Holland Park Sports and Community Club
49 Abbotsleigh Street, Holland Park 4121**

Entry: Gold Coin Donation

TABLE SALES

Have some trains to sell? Just 6 table spaces available.

Email now to book a table and avoid missing out.

Full table \$20 or Half table \$10.

Union Pacific Model Railroad Club Inc.

Email: sec.upmrc@gmail.com

<https://www.facebook.com/UPMRC/>



April 2024

³² Bangladesh 1/1/2018

Neil Parker, Mymensingh,

What is this post? I think there is a piece of rail holding it up, which hints at the function. The writing on the back of the 3 wheel baby taxi is "Mother's love" in Bengali.



And here's the shelter for the level crossing operator



Looking across the road, we see the boom that fits into the fork on the post.

It's a level crossing.



A closer look at the mechanism

Continued on page 33

And how about an extra bit of counter weight to make operation easy?

I don't know what those red spots on the sack are.

The actual rails embedded in the road.



Doug Clarkson has a trademark on layouts he builds or is involved in, in the form of a Dinosaur or Lock-Ness Monster so why not a relative in real life form protecting our valuable assets. This little fella "Bluey" was keeping guard at the front door



April 2024

BONUS

RailMishaps

With the Horse at Warwick Farm NSW Station I couldn't help but include this one also from NSW, looks like Australia is in competition for RailMishaps. Courtesy Sydney Morning Herald. I was unable to find the video.



A car was crushed by a train on the Central Coast when it accidentally ended up on the tracks. The driver was able to escape just in time, avoiding serious injury or worse. The incident occurred on April 20, 2024, at 7:28 am, and was captured on video. The footage shows the train colliding with the car, completely crushing it and causing significant damage. It serves as a reminder of the dangers of disregarding warning signs and signals at railroad crossings.

The incident highlights the importance of always being vigilant and aware of our surroundings, especially when crossing railroad tracks. It is crucial to adhere to warning signs and signals to prevent accidents like this from occurring. The driver in this case was fortunate to escape unharmed, but it could have ended in tragedy. This serves as a warning to others to always exercise caution when driving near train tracks and to never take unnecessary risks.

The impact of the train colliding with the car is evident in the video, showing the destructive force of such accidents. The car was completely crushed by the train, emphasizing the need for caution and respect for railroad crossings. The driver's quick thinking in escaping before the collision likely saved their life, but it also serves as a reminder of the potential dangers of being inattentive or reckless near train tracks.

April 2024



Letters to the Jeditor. ³⁵

Hi Ted.

Another good read , full of variety to satisfy the Modeller. I am curious though as one article showing "Seven Mile Mulga" was attributed to a Bob Mawson, but the outdoor railway looks very much Bob Comerford lines at Glen Innes ?
Cheers Chris Thor-Smith

Thanks a million Ted for a very interesting newsletter. Being the editor of "7th Heaven" magazine I know the effort needed to put out such a fine publication. "7th Heaven" is the journal of Aus7 Modellers here in NSW. We're only a small group of less than 100 but all very keen in 0 gauge modelling.
Regards RAY RUMBLE Editor

Great read Ted
Thank-you
Ian Renshaw

G'day Ted, sorry for my late response, have been invaded with family over Easter, things are just starting to get to return to normal....

Interesting Train Talk, good to see HATTONS and KLEINS (Model Train Stuff) have risen from the dead.....Also a couple of new table sales happening In Brisbane....

Thought you may like to see some of your work.....Photo follows....
Arthur Hinder.

Hello Ted,
Thanks for keeping me up to date with Train Talk.
Much appreciated,
Peter Martin



April 2024

Continued on page 36

36 *Continued from page 35*

Hi Ted here is a photo of your decals making my recent BCH conversion from a US hopper look so much nicer. This 1/4" model comes very close in size to a 7mm BCH. The build article will appear soon in 7th Heaven magazine. Only another 4 to do :>) Cheers
Bob Comerford



7th heaven in the in-house mag of the Aus7 group. This is an Oz O scale modellers group that produces a quarterly print magazine, has a facebook presence and run two forums a year. \$40 a year.

Teditor; If you would like 7th Heaven sent to you please advise by email to teditor@bigpond.com (Limited to TMRC Inc. Members only)



Buckambool Model Trains

The home of DCC N Scale in Australia
as well as the HO, O and large scale modeller



Budget decoders (hardwire, 6, 8, 18, 21 pin) from **\$29**

ESU & ZIMO (N & HO) sound decoders from **\$165**


Enquire about N scale DCC installations

Visit our online store: www.bmodeltrains.com.au

bmodeltrains@gmail.com

0430 460 985

April 2024



**24/7
TOW IT ALL**
TOOWOOMBA

Nathan - 0448 134 774
Toowoomba and surrounds
Accidents Breakdowns



GROWTH DESIGN
Quality, Support & Hope

Steve Budden
Landscape/Garden Design

0409 037 775
stebud1@hotmail.com

Ted's Decals

Custom Decals to order as well as a large range of in stock
Queensland Railways 'C' Wagon, ABG and Tanker Decals
Also a selection of NSWGR's Decals
Look at eBay under - QR's Decal Set and See other items
Or contact me at teditor@bigpond.com



April 2024

38 **Railway Timetable**

THIS COMING EVENTS LISTING IS PRESENTED AS ACCURATELY AS KNOWN AT THE TIME OF PRINTING, IF YOU WISH TO CONFIRM ANY DETAILS AND/OR HAVE ANY OTHER EVENTS FOR LISTING, PLEASE SEND THE INFORMATION TO THE CLUB EMAIL ADDRESS -secretarytmrc@gmail.com PLEASE ADVISE ANY ERRORS.

NOTE: The Clubhouse is open to Members on Wednesday and Saturday afternoons at the showgrounds from 2pm, unless notified otherwise.

ALL EVENTS SUBJECT TO CONFIRMATION

Indicates limited/ no access at the Showgrounds

May

Wednesday 1st - Running Day from 2pm

Saturday 4th - Running Day from 2pm

Saturday 4th/Sunday 5th - Brisbane Model Train Show

Thursday 9th - Bunnings West Mothers Day night 6pm-8pm

Monday 13th - Committee Meeting at Fitzy's 153 Margaret Street, commencing at 7pm

Friday 17th - Social/Running Night - from 6.30pm, bring the family, bring nibbles, socialise, run trains, **FREE** Tea & Coffee.

June

Saturday 1st - Running Day from 2pm

Wednesday 5th - Open House Preparation and Running Day from 2pm

Saturday 8th - **June Open House Member assistance required**

Sunday 9th - **June Open House Member assistance required**

Committee Meeting To Be Advised

Friday 21st - Social/Running Night - from 6.30pm, bring the family, bring nibbles, socialise, run trains, **FREE** Tea & Coffee.

July

Wednesday 3rd - Running Day from 2pm

Saturday 6th - Running Day from 2pm

Committee Meeting To Be Advised

Friday 19th - Social/Running Night - from 6.30pm, bring the family, bring nibbles, socialise, run trains, **FREE** Tea & Coffee.

Members please note: Please make sure you write your name in the attendance book on arrival, obtain your name badge from the rack - please return the name badge when leaving.

After operating on any of the DCC layouts, please return all cab recalls to '0'

Please note; the Test Bench is available to use for both DC (Direct Current) and DCC (Digital Command Control) locomotives.

There is a selection switch on the Test Track Fascia, please set to DC when finished using it.

There WAS a Decoder tester, leads, oil and other loco tuning/servicing aids in the cabinet and tool rack, please make sure items used are returned to their correct places (ie; where you got them from).

April 2024



Explore


NOTE:- Dimensions ascertained by photogrammetry
exact accuracy not guaranteed

Queensland's Narrower Gauges

<https://www.zelmeroz.com/canesig/>
<https://www.zelmeroz.com/mrhc/>


scale 3/4 inch = 1 foot

drawn by Jim Fainges, 2007
Information John Dennis
Digitized Jim Fainges, 2007



© Lynn Zelmer

<https://www.archerparkrailmuseum.com/>
<https://www.angrms.org.au/>
<https://lrrsa.wildapricot.org/>



© Bill Blain Collection

